

GCSE QUESTIONS

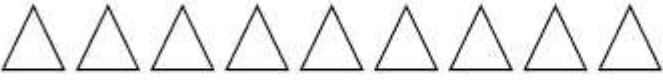



Q1. NON-CALCULATOR

The table shows information about the numbers of fruit trees in an orchard.

Apple tree	Pear tree	Plum tree
45	20	25

The pictogram shows this information.

Complete the key for the pictogram.





Apple tree		Key:  represents trees
Pear tree		
Plum tree		


(Total for question = 1 mark)

Q2. NON-CALCULATOR

There are only apple trees, cherry trees, pear trees and plum trees in an orchard.

The pictogram shows information about the numbers of apple trees, cherry trees and pear trees in the orchard.

Apple	
Cherry	
Pear	
Plum	

Key:  represents 4 trees

There is a total of 30 trees in the orchard. Complete the pictogram.

(Total for question = 3 marks)

Q3. NON-CALCULATOR

The pictogram shows information about the number of pictures sold in an art shop in each of January, February and March.

January	<input type="checkbox"/> <input type="checkbox"/> <input type="checkbox"/>
February	<input type="checkbox"/> <input type="checkbox"/> <input type="checkbox"/> <input type="checkbox"/>
March	<input type="checkbox"/> <input type="checkbox"/> <input type="checkbox"/>
April	

Key:

represents 8 pictures

(a) Write down the number of pictures sold in January.

.....
(1)

12 pictures were sold in April.

(b) Show this information on the pictogram.

(1)

(c) What was the total number of pictures sold in these four months?

.....
(2)

(Total for question = 4 marks)

Q4. CALCULATOR ALLOWED

The incomplete pictogram shows information about the number of cycles sold in a shop on Tuesday, on Wednesday and on Thursday.

Tuesday	
Wednesday	
Thursday	
Friday	
Saturday	

Key:

A total of 20 cycles were sold on Tuesday, Wednesday and Thursday.

8 cycles were sold on Friday. 15 cycles were sold on Saturday.

Use this information to complete the pictogram.

(Total for question = 3 marks)

Q5. CALCULATOR ALLOWED

David sells CDs in a shop.

The tally chart shows information about the number of CDs David sold on Monday, on Tuesday and on Wednesday.

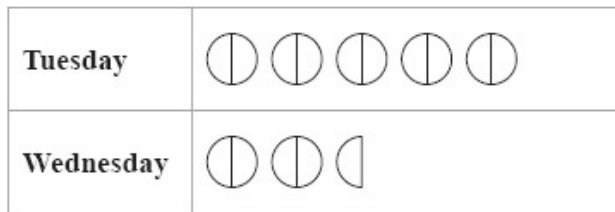
	Tally	Frequency
Monday		12
Tuesday		18
Wednesday		8

(a) Write down **one** thing that is wrong with the tally chart.

.....

(1)

David drew this pictogram to show the information for Tuesday and Wednesday.



Key: represents 3 CDs

(b) Write down **one** thing that is wrong with this pictogram.

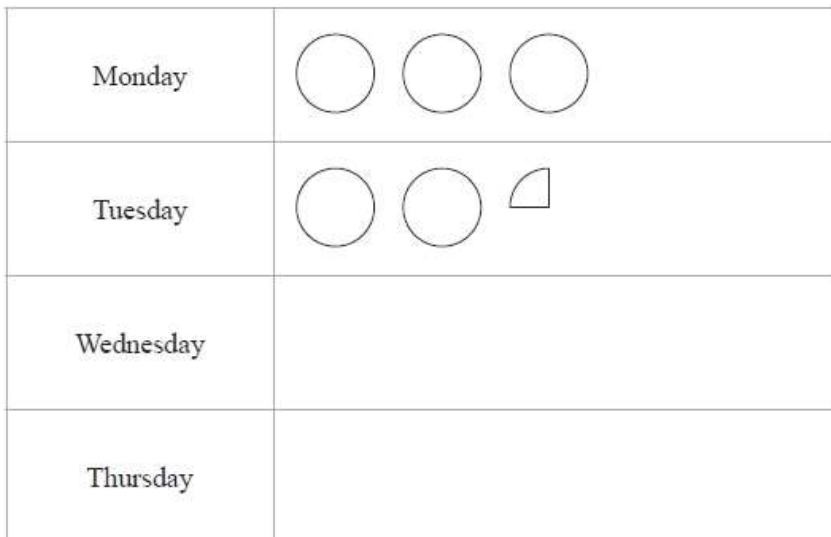
.....

.....

(1)
(Total for question = 2 marks)

Q6. CALCULATOR ALLOWED

The pictogram shows information about the number of vinyl records sold in a shop on Monday and on Tuesday.



Key:

represents
8 vinyl records

(a) Write down the number of vinyl records sold

(i) on Monday,

..... (1)

(ii) on Tuesday.

..... (1)

On Wednesday and Thursday a total of 36 vinyl records were sold.
The number of records sold on Thursday was 8 times the number of records sold on Wednesday.

(b) Use this information to complete the pictogram.

(3)
(Total for question = 5 marks)